

ULD-80031

Lador 12 Ceiling Downlight



Construction

Aluminum

Less than 0.1% copper content – Marine Grade 6060 extruded & LM6 Aluminum High Pressure die casting provides excellent mechanical strength, clean detailed product lines and excellent heat dissipation.

Pre paint

8 step degrease and phosphate process that includes deoxidizing and etching as well as a zinc and nickel phosphate process before product painting.

Memory Retentive -Silicon Gasket

Provided with special injection molded "fit for purpose" long life high temperature memory retentive silicon gaskets. Maintains the gaskets exact profile and seal over years of use and compression.

Thermal management

LM6 Aluminum is used for its excellent mechanical strength and thermal dissipation properties in low and high ambient temperatures. The superior thermal heat sink design by Ligman used in conjunction with the driver, controls thermals below critical temperature range to ensure maximum luminous flux output, as well as providing long LED service life and ensuring less than 10% lumen depreciation at 50,000 hours.

Surge Suppression

Standard 10kv surge suppressor provided with all fixtures.

BUG Rating

B3 - U1 - G0

Finishing

All Ligman products go through an extensive finishing process that includes fettling to improve paint adherence.

Paint

UV Stabilized 4.9Mil thick powder coat paint and baked at 200 Deg C. This process ensures that Ligman products can withstand harsh environments. Rated for use in natatoriums.

Hardware

Provided Hardware is Marine grade 316 Stainless steel.

Anti Seize Screw Holes

Tapped holes are infused with a special anti seize compound designed to prevent seizure of threaded connections, due to electrolysis from heat, corrosive atmospheres and moisture.

Crystal Clear Low Iron Glass Lens

Provided with tempered, impact resistant crystal clear low iron glass ensuring no green glass tinge.

Optics & LED

Precise optic design provides exceptional light control and precise distribution of light. LED CRI > 80

Lumen - Maintenance Life

L80 /B10 at 50,000 hours (This means that at least 90% of the LED still achieve 80% of their original flux)

Square surface ceiling-mounted architectural range. Four sizes of square artistic precision with wide range of beam distributions.

A range of square outdoor IP66 surface downlight that meets both aesthetic and functional applications. This cubic downlight range is available with 4 different sizes, starting with a small 2.4" square profile at 3w, and increases proportionately to 3" at 11w, 4.5" at 21w and 5.5" square at 40w. This glare free luminaire is available in Narrow 10° beam, Medium 19°, Wide 33°, Very Wide 71° and Elliptical 41°x14° beam patterns.

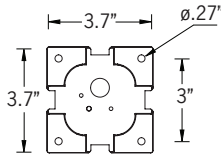
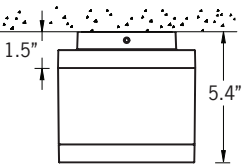
This luminaire is engineered to meet harsh outdoor environments, as well as being able to be used as a decorative indoor product.

The Lador is provided with an integral driver and has accessories that include; dichroic color filters, linear spread lens, honeycomb louvres and anti-glare visors.

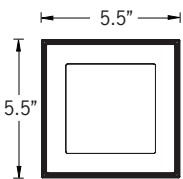
The Lador product family consists of; floodlights, wall sconces, ceiling mounted squares and cluster column event poles.

This luminaire is available with a natatorium rated coating.

40w LED 3185 Lumens
IP65 • Suitable For Wet Locations
IK07 • Impact Resistant (Vandal Resistant)
Weight 6.3 lbs



Mounting Detail



Lador Product Family



ULD-30001



ULD-30011



ULD-30021



ULD-30031



ULD-80001



ULD-80011



ULD-80021



ULD-50001



ULD-50011



ULD-50021



ULD-50031



ULD-20001

ULD-80031

Lador 12 Ceiling Downlight

PROJECT	<input type="text"/>	DATE	<input type="text"/>
----------------	----------------------	-------------	----------------------

QUANTITY	<input type="text"/>	TYPE	<input type="text"/>	NOTE	<input type="text"/>
-----------------	----------------------	-------------	----------------------	-------------	----------------------

ORDERING EXAMPLE || ULD - 80031 - 40w - M - W30 - 02 - 120/277v - Options

LAMP	BEAM	LED COLOR	FINISH COLOR	VOLTAGE
40w LED 3185 Lumens	N - Narrow 10° M - Medium 19° W - Wide 33° VW - Very Wide 71° E - Elliptical 41° x 14°	W27 - 2700K W30 - 3000K W35 - 3500K W40 - 4000K	01 - BLACK RAL 9011 02 - DARK GREY RAL 7043 03 - WHITE RAL 9003 04 - METALLIC SILVER RAL 9006 05 - MATTE SILVER RAL 9006 06 - LIGMAN BRONZE 07 - CUSTOM RAL	120/277v Other - Specify

<input type="text"/>	<input type="text"/>	<input type="text"/>
ADDITIONAL OPTIONS		

- NAT - Natatorium Rated
- F - Frosted Lens
- AMB - Turtle Friendly Amber LED
- DIM - 0-10v Dimming