



11w LED (765 - 783) Lumens
 IP65 · Suitable For Wet Locations
 IK09 · Impact Resistant (Vandal Resistant)
 Weight 5.2 lbs

Construction

Aluminum
 Less than 0.1% copper content - Marine Grade 6060 extruded & LM6 Aluminum High Pressure die casting provides excellent mechanical strength, clean detailed product lines and excellent heat dissipation.

Pre paint
 8 step degrease and phosphate process that includes deoxidizing and etching as well as a zinc and nickel phosphate process before product painting.

Memory Retentive -Silicon Gasket
 Provided with special injection molded "fit for purpose" long life high temperature memory retentive silicon gaskets. Maintains the gaskets exact profile and seal over years of use and compression.

Thermal management
 LM6 Aluminum is used for its excellent mechanical strength and thermal dissipation properties in low and high ambient temperatures. The superior thermal heat sink design by Ligman used in conjunction with the driver, controls thermals below critical temperature range to ensure maximum luminous flux output, as well as providing long LED service life and ensuring less than 10% lumen depreciation at 50,000 hours.

Surge Suppression
 Standard 10kv surge suppressor provided with all fixtures.

BUG Rating
 B1 - U2 - G1

Finishing
 All Ligman products go through an extensive finishing process that includes fettling to improve paint adherence.

Paint
 UV Stabilized 4.9Mil thick powder coat paint and baked at 200 Deg C. This process ensures that Ligman products can withstand harsh environments. Rated for use in natatoriums.

MicroPRIM Finishes
 MicroPRIM is Ligman's trade marked decorative powder coating technology that permanently infuses colors, patterns, or imagery directly into the surface of luminaires and poles while providing protections that standard powder coating does not offer.

MicroPRIM finishes include nature-inspired wood grains and stone aesthetics, material-inspired finishes such as brushed metal, concrete, and carbon fiber. Solid colors in Ligman standard colors, as well as any RAL or Pantone color, Decorative patterns, custom imagery and more.

Coating and Infusion Process

Metal components are pre-treated and powder coated with a proprietary polyurethane-based coating engineered for outdoor architectural use. Decorative patterns or imagery are then permanently infused into the cured powder coat through a heat-based process, creating a durable, integrated finish.

Performance and Validation

MicroPRIM finishes are suitable for indoor and outdoor applications and meet AAMA2605 architectural coating requirements. Performance is validated through laboratory and real-world testing to ASTM standards for UV exposure, adhesion, abrasion, impact, salt spray, chemical resistance, and graffiti resistance.

All MicroPRIM finishes are backed by Ligman's 10-year warranty.

Key Performance Attributes
 •Anti-graffiti resistance
 •UV and weather resistance
 •Scratch and abrasion resistance
 •Natatorium Rated for installation in corrosive environments)

Hardware
 Provided Hardware is Marine grade 316 Stainless steel.

Anti Seize Screw Holes
 Tapped holes are infused with a special anti seize compound designed to prevent seizure of threaded connections, due to electrolysis from heat, corrosive atmospheres and moisture.

Crystal Clear Low Iron Glass Lens
 Provided with tempered, impact resistant crystal clear low iron glass ensuring no green glass tinge.

Optics & LED
 Precise optic design provides exceptional light control and precise distribution of light. LED CRI > 80

Lumen - Maintenance Life
 L80 /B10 at 50,000 hours (This means that at least 90% of the LED still achieve 80% of their original flux)

Surface-mounted slim integral-driver wall luminaires. Beautiful and contemporary surface wall fixtures suitable for any location.

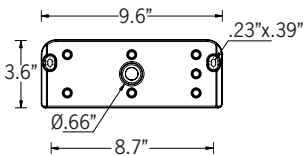
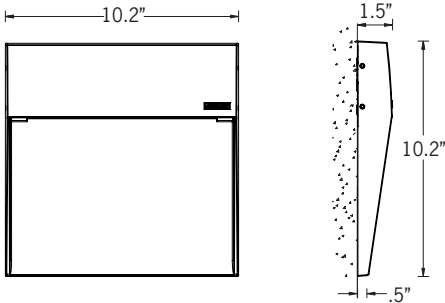
The Abacus Series features a collection of shallow, ADA compliant wall mounted luminaires offered in square, rectangular, and circular designs. Engineered to deliver clean, controlled downward light distribution, these fixtures are ideal for illuminating walls, adjacent surfaces, and creating accent lighting on vertical planes using high efficiency LED technology.

Designed for both indoor and outdoor environments, the Abacus Series provides a visually refined, compact, and unobtrusive lighting solution. The family includes three distinct geometric forms and can be paired with coordinating bollard options to achieve a cohesive architectural aesthetic across projects.

All surface mounted Abacus luminaires include a mounting plate compatible with 3" or 4" junction boxes, ensuring quick and simplified installation.

Key Features

- Integral driver and specialized gasketing system designed to prevent water ingress and ensure long-term reliability.
- Optional cover plate available for retrofitting and concealing outdated step light openings (contact factory for drawings and project specific details).
- Optional NAT coating for natatoriums or environments with elevated chlorine or salt concentrations, while maintaining the full 10 year warranty.
- Includes 0-10v Integral Dimming Driver.



Mounting Detail

Additional Options (Consult Factory For Pricing)



SCBT
 Surface Conduit Box Trim

NOTE: This decorative trim does not function as a junction box. Wire connections should be made inside the luminaire



| | | | |
|---------|--|------|--|
| PROJECT | | DATE | |
|---------|--|------|--|

| | | | | | |
|----------|--|------|--|------|--|
| QUANTITY | | TYPE | | NOTE | |
|----------|--|------|--|------|--|

ORDERING EXAMPLE || UAB - 30002 - 11w - W30 - 02 - 120/277v - Options

| | | | | | |
|-----------|-------------------------------|-----------|--|--------------|---|
| UAB-30002 | | | | | |
| LAMP | 11w LED (765 - 783) Lumens | LED COLOR | W27 - 2700K W30 - 3000K W35 - 3500K W40 - 4000K | FINISH COLOR | 01 - BLACK RAL 9011 02 - DARK GREY RAL 7043 03 - WHITE RAL 9003 04 - METALLIC SILVER RAL 9006 05 - MATTE SILVER RAL 9006 06 - LIGMAN BRONZE 07 - CUSTOM RAL |
| VOLTAGE | 120/277v | | | | |

| | | |
|--|--|--|
| | | |
|--|--|--|

ADDITIONAL OPTIONS

- NAT - Natatorium Rated
- SCBT - Surface Conduit Box Trim
- FNF - Front Face Nature Finish

More Custom Finishes Available Upon Request


Consult factory for pricing and lead times

MicroPRIM FINISHES

- SW01 - OAK FINISH
- SW02 - WALNUT FINISH
- SW03 - PINE FINISH
- DF - DOUGLAS FIR FINISH
- CW - CHERRY WOOD FINISH
- NW - NATIONAL WALNUT FINISH
- SU01 - CONCRETE FINISH
- SU02 - SOFTSCAPE FINISH
- SU03 - STONE FINISH
- SU04 - CORTEN FINISH
- CSM - Custom Image/Pattern

MicroPRIM FINISHES

- MP - MAPLE FINISH
- MHG - MAHOGANY FINISH
- BH - BEECH FINISH
- CN - CHESTNUT FINISH
- WMBL - WHITE MARBLE FINISH
- MBL - MARBLE FINISH
- GRNT - GRANITE FINISH
- BGD - BRUSHED GOLD FINISH
- BBRZ - BRUSHED BRONZE FINISH
- CAMO - CAMOUFLAGE FINISH
- MP01 - MicroPRIM RAL 9011 Black (Glossy)
- MP02 - MicroPRIM RAL 7043 Dark Grey (Glossy)
- MP03 - MicroPRIM RAL 9003 White (Glossy)
- MP04 - MicroPRIM RAL 9006 Metallic Silver (Glossy)
- MP05 - MicroPRIM RAL 9006 Matte Silver (Matte/Textured)
- MP06 - MicroPRIM Ligman Bronze (Glossy)
- MP07 - MicroPRIM Custom Color (Glossy)



MicroPRIM Finish



Abacus Product Family




Abacus 1

· UAB-30001-11w-7831m



Abacus 2

· UAB-30002-11w-7831m



Abacus 3

· UAB-30003-11w-7831m



Abacus 4

- UAB-10001-11w-7831m [19.6"]
- UAB-10021-2x11w-2x7831m [19.6"]
- UAB-10011-11w-7831m [39.3"]
- UAB-10031-2x11w-2x7831m [39.3"]



Abacus 5

- UAB-10041-11w-7831m [19.6"]
- UAB-10061-2x11w-2x7831m [19.6"]
- UAB-10051-11w-7831m [39.3"]
- UAB-10071-2x11w-2x7831m [39.3"]



Abacus 6

· UAB-30031-7w-3231m



Abacus 7

· UAB-30041-7w-3231m